
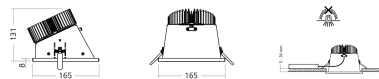


## PRODUCT DETAILS



## Dimensions



## Accessories



# NOVEL S ASYM **DOWNLOADS**

**NOVEL S ASYM MATT REF IP40 LED**  
**1850lm/840 1x20W, FIX, RAL 9003**

[Datasheet](#)  
[Product sheet](#)  
[Installation manual](#)  
[IES file](#)  
[LDT file](#)  
[EEC](#)

## Description

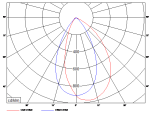
<b>MOUNTING</b>	Ceiling recessed
<b>LIGHT SOURCE</b>	LED
<b>OPTICAL SYSTEM</b>	Asymmetric matt reflector (ASM)
<b>LIGHT DISTRIBUTION</b>	Direct
<b>WIRING</b>	Electronic control gear FIX (ECG)
<b>MATERIALS</b>	Diffuser: microprismatic PMMA Housing: sheet steel Reflector: matt anodised aluminium Trim: sheet steel
<b>SURFACE FINISH</b>	Housing: white RAL 9003 (W03)
<b>VOLTAGE</b>	220-240 V, 50-60 Hz
<b>POWER FACTOR</b>	> 0,95
<b>NET LUMEN OUTPUT (Ta=25°C)</b>	1850 lm
<b>LUMINOUS FLUX TOLERANCE</b>	+/- 10 %
<b>POWER CONSUMPTION</b>	20 W
<b>SYSTEM EFFICACY</b>	93 lm/W
<b>CORRELATED COLOUR TEMPERATURE</b>	4000 K
<b>COLOUR RENDERING INDEX</b>	80 Ra
<b>COLOUR TOLERANCE</b>	3 SDCM
<b>EEC</b>	A++ / A+ / A
<b>PROTECTION CLASS</b>	II
<b>THERMAL MANAGEMENT</b>	Passive
<b>SERVICE LIFETIME (Ta=25°C)</b>	50,000 hours / L80 / B10
<b>AMBIENT OPERATING TEMPERATURE</b>	From -20 °C to +35 °C
<b>IP PROTECTION DEGREE</b>	IP20, optical part IP40
<b>DIMENSIONS (L x W x H)</b>	165 x 165 x 131 mm
<b>WEIGHT</b>	0,9 kg

**AREAS OF APPLICATION** ARCHITECTURE AND MEDIA

RETAIL AND PRESENTATION



## LIDC



The manufacturer reserves all rights to make changes in materials and components used in production of lighting fittings.